

Employment Report for the City of Belmont

March, 2024

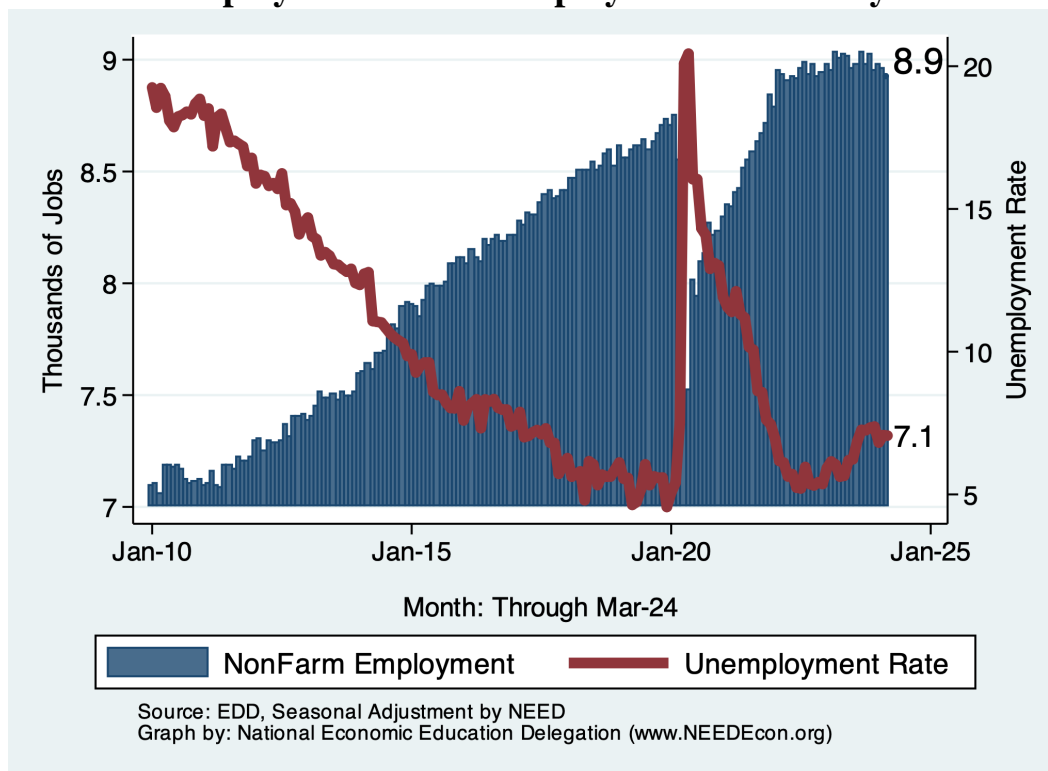
Employment

Monthly Summary for the City of Belmont

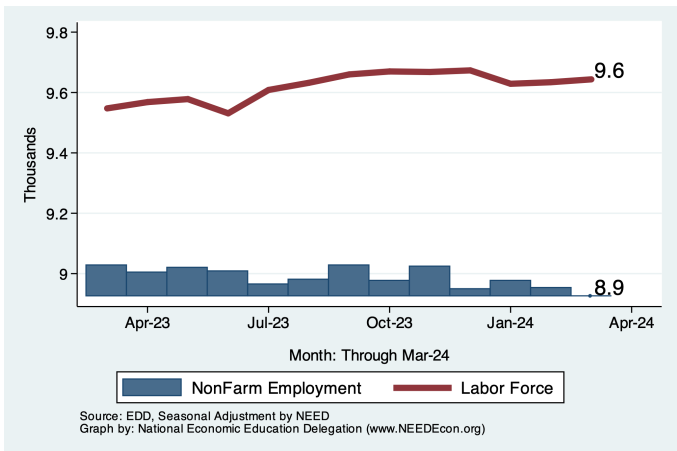
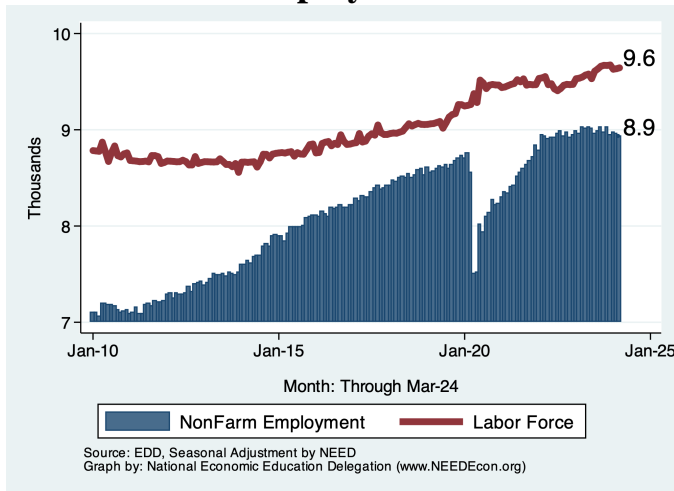
| Category | Current Value | Change From: | | |
|-------------------|---------------|--------------|--------------|-----------|
| | | Last Month | 2 Months Ago | Last Year |
| Employment | 8,924 | -30 | -53 | -103 |
| Labor Force | 9,644 | 9 | 15 | 96 |
| Number Unemployed | 678 | -4 | 21 | 97 |
| Unemployment Rate | 7.0 | -0.0 | 0.2 | 0.9 |

Source: EDD, Marin Economic Consulting

Historical Employment and Unemployment in the City of Belmont



Employment and Labor Force Changes



Comparison of Employment Growth with other Regions

