

# Employment Report for the City of Menlo Park

March, 2024

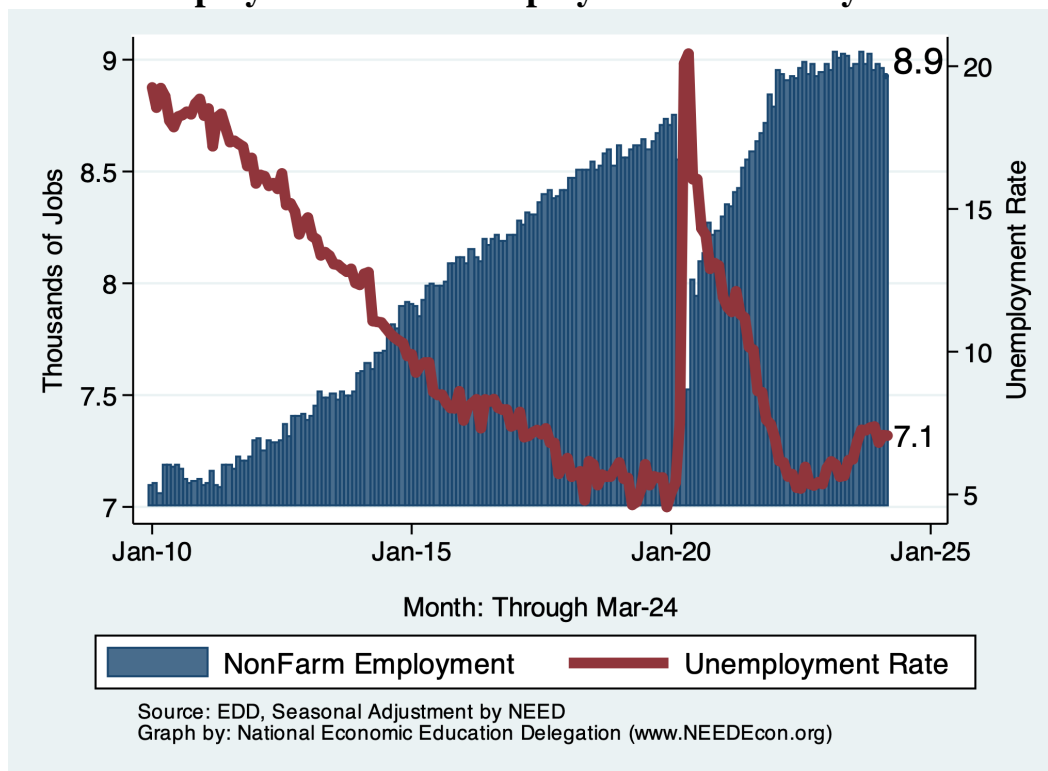
## Employment

### Monthly Summary for the City of Menlo Park

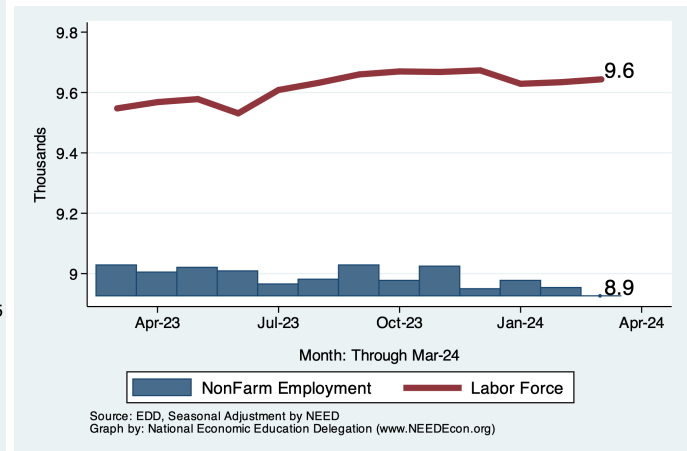
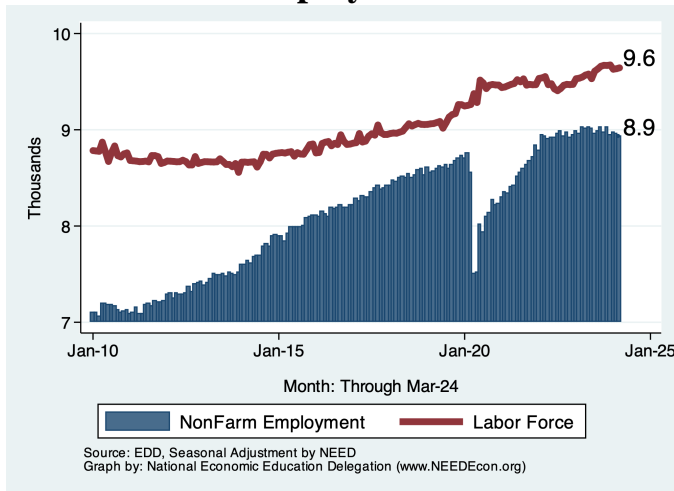
| Category          | Current Value | Change From: |              |           |
|-------------------|---------------|--------------|--------------|-----------|
|                   |               | Last Month   | 2 Months Ago | Last Year |
| Employment        | 8,924         | -30          | -53          | -103      |
| Labor Force       | 9,644         | 9            | 15           | 96        |
| Number Unemployed | 678           | -4           | 21           | 97        |
| Unemployment Rate | 7.0           | -0.0         | 0.2          | 0.9       |

Source: EDD, Marin Economic Consulting

### Historical Employment and Unemployment in the City of Menlo Park



## Employment and Labor Force Changes



## Comparison of Employment Growth with other Regions

