

Employment and Housing Report for the City of San Bruno

December, 2023

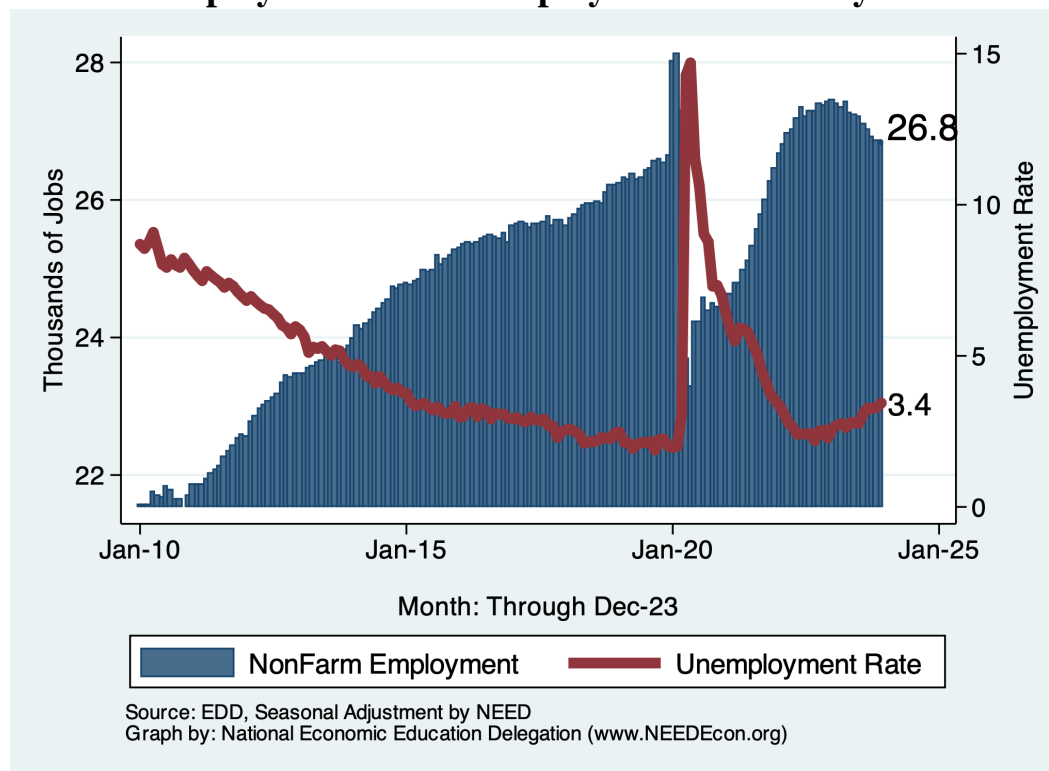
Employment

Monthly Summary for the City of San Bruno

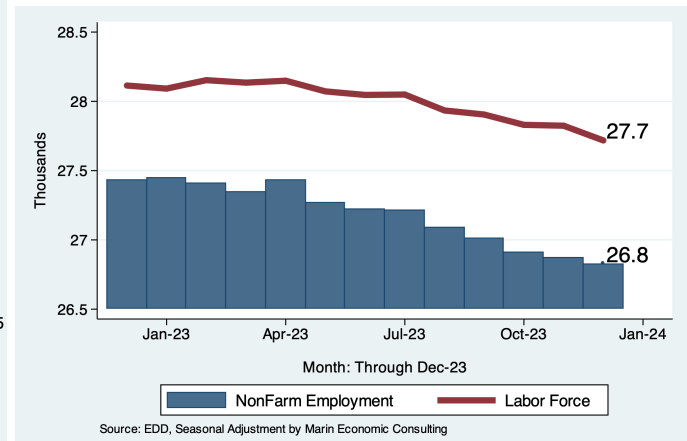
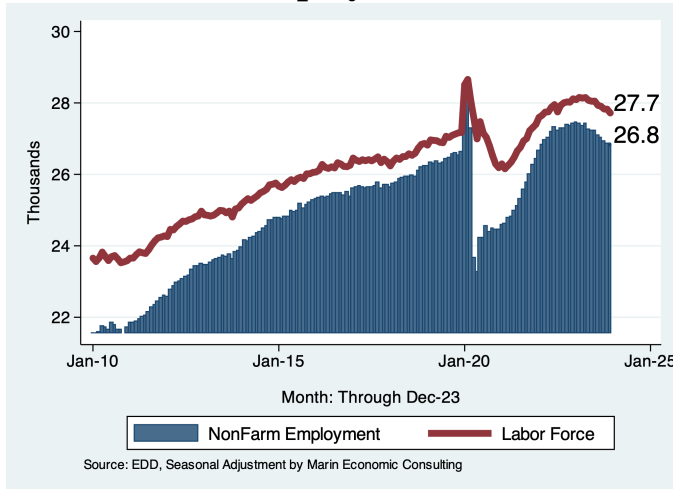
| Category | Current Value | Change From: | | |
|-------------------|---------------|--------------|--------------|-----------|
| | | Last Month | 2 Months Ago | Last Year |
| Employment | 26,825 | -43 | -82 | -606 |
| Labor Force | 27,718 | -106 | -112 | -396 |
| Number Unemployed | 956 | 39 | 50 | 315 |
| Unemployment Rate | 3.3 | 0.0 | 0.1 | 1.0 |

Source: EDD, Marin Economic Consulting

Historical Employment and Unemployment in the City of San Bruno



Employment and Labor Force Changes



Comparison of Employment Growth with other Regions

