

Employment Report for the City of Redwood City

June, 2024

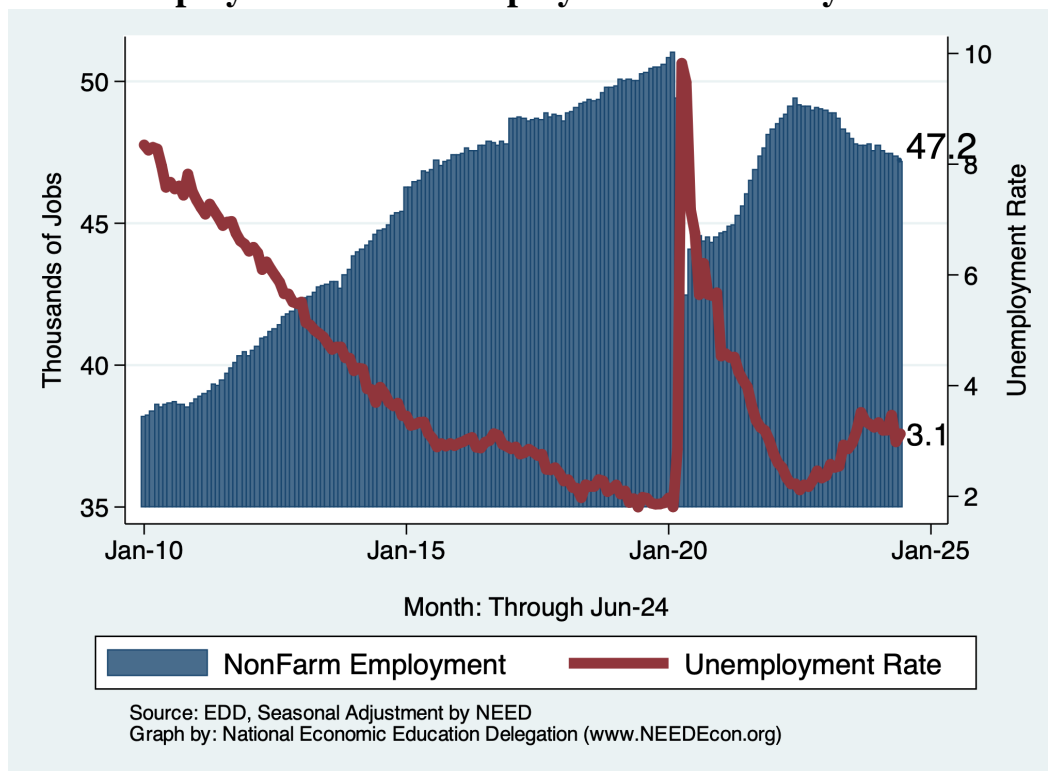
Employment

Monthly Summary for the City of Redwood City

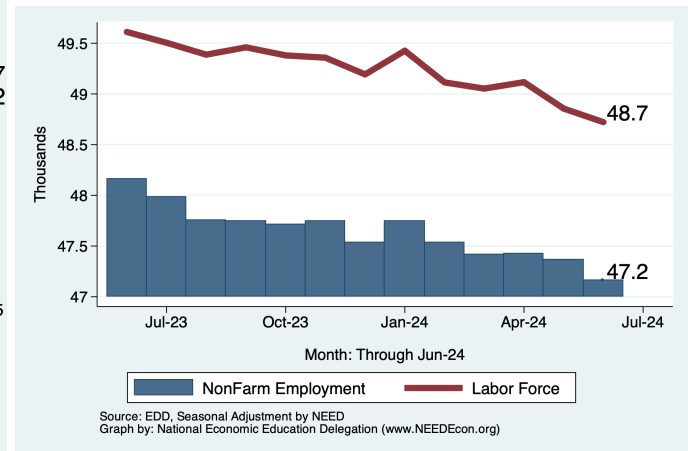
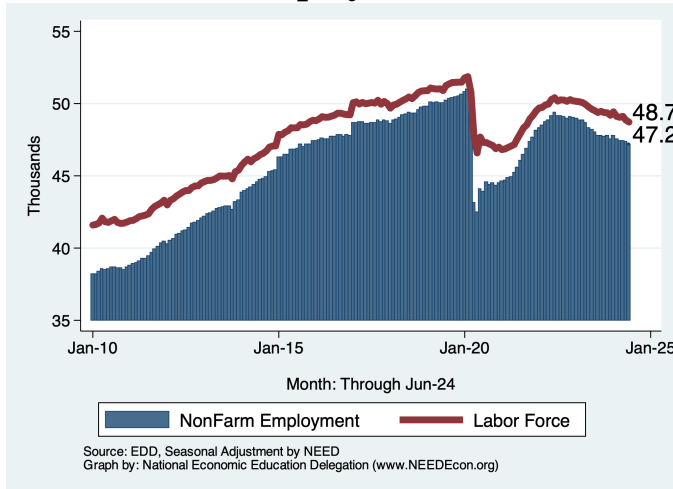
| Category | Current Value | Change From: | | |
|-------------------|---------------|--------------|--------------|-----------|
| | | Last Month | 2 Months Ago | Last Year |
| Employment | 47,159 | -208 | -267 | -1,003 |
| Labor Force | 48,722 | -134 | -394 | -889 |
| Number Unemployed | 1,524 | 66 | -179 | 106 |
| Unemployment Rate | 3.1 | 0.1 | -0.3 | 0.3 |

Source: EDD, Marin Economic Consulting

Historical Employment and Unemployment in the City of Redwood City



Employment and Labor Force Changes



Comparison of Employment Growth with other Regions

