

San Mateo County School Enrollment

2023 Update

Produced by

Marin Economic Consulting

March 2, 2024

Jon Haveman, Principal

415-336-5705 or Jon@MarinEconomicConsulting.com

Source: State of California, Department of Finance, California Public K-12 Graded Enrollment and High School Graduate Projections by County, 2023 Series. Sacramento, California, December 2023

Figure 1: Total K-12 Public School Enrollment

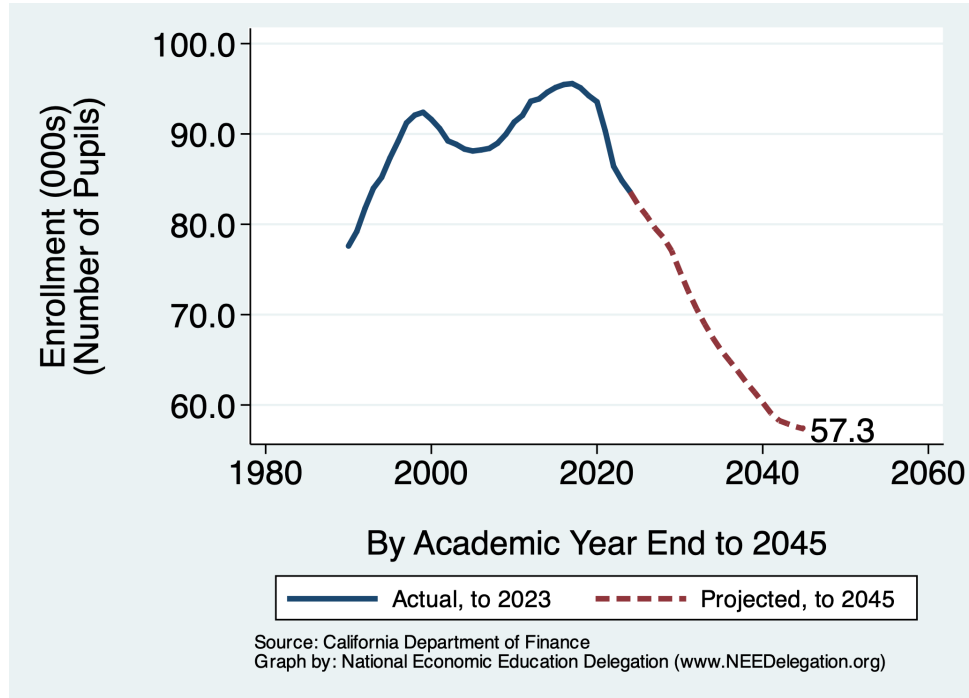


Figure 2: Total Kindergarten Public School Enrollment

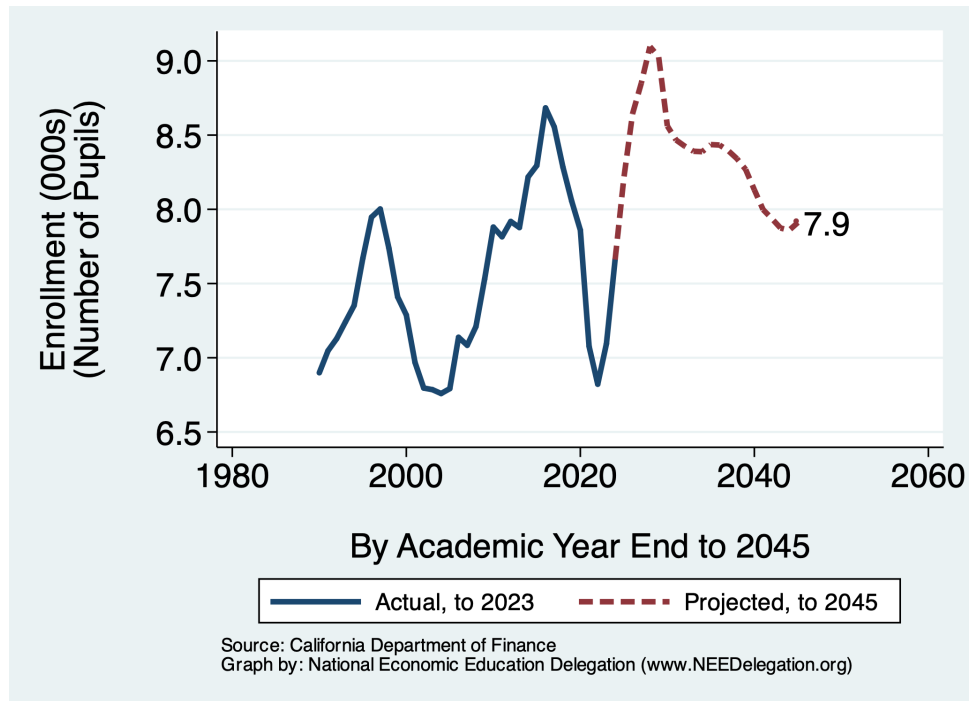


Figure 3: Total Elementary Public School Enrollment (Includes Kindergarten)

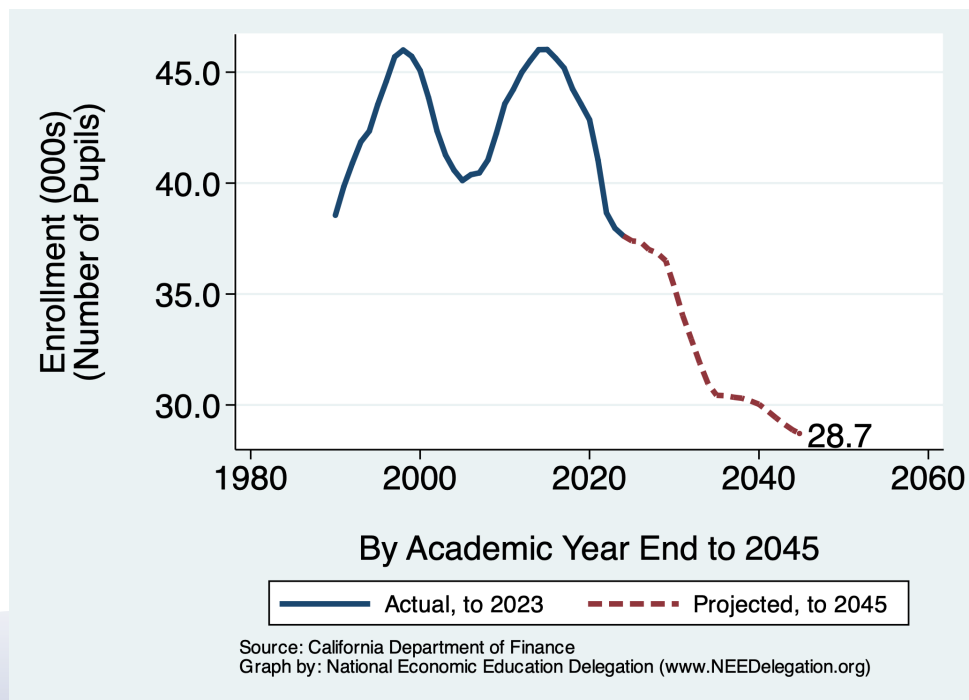


Figure 4: Total Public Middle (6-8) School Enrollment

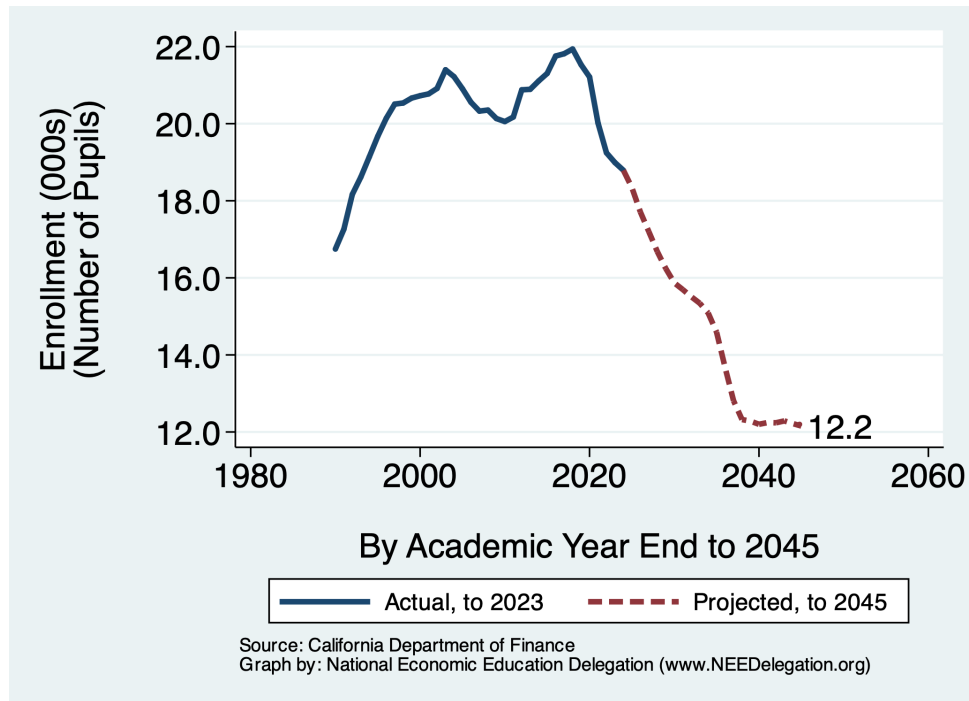


Figure 5: Total Public High School Enrollment

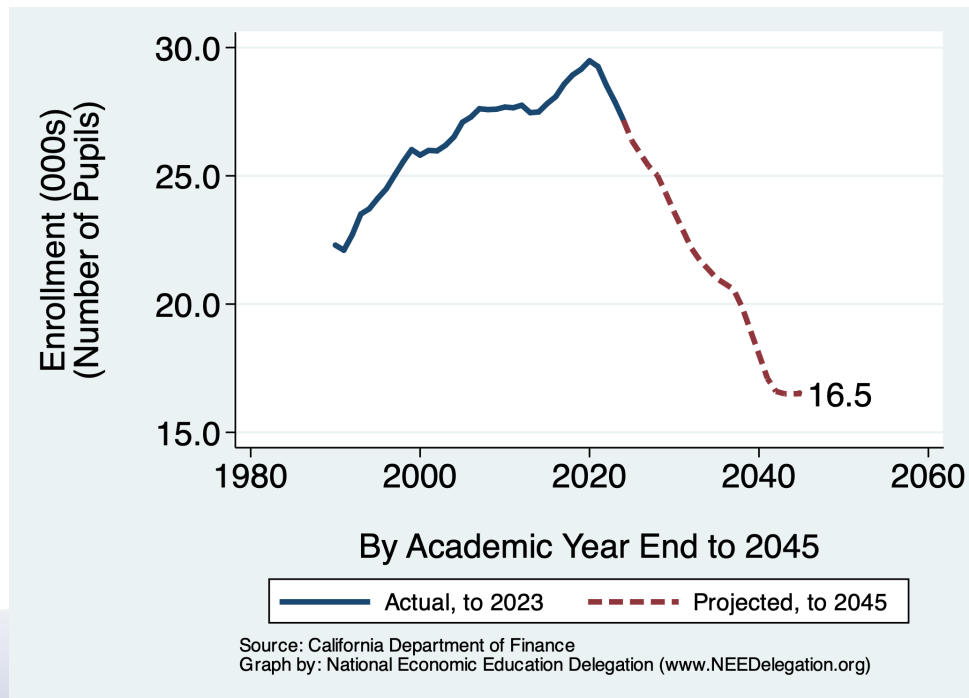


Table 1. School Enrollment Actuals and Projections

Year	Kindergarten	Elementary	Middle	High School	K-12
2000	7,288	45,076	20,725	25,806	91,607
2001	6,968	43,841	20,772	25,990	90,603
2002	6,796	42,344	20,914	25,973	89,231
2003	6,785	41,266	21,398	26,189	88,853
2004	6,759	40,582	21,219	26,520	88,321
2005	6,792	40,115	20,906	27,090	88,111
2006	7,138	40,380	20,556	27,291	88,227
2007	7,084	40,461	20,326	27,614	88,401
2008	7,210	41,039	20,353	27,582	88,974
2009	7,530	42,241	20,134	27,595	89,970
2010	7,880	43,575	20,055	27,680	91,310
2011	7,815	44,222	20,173	27,653	92,048
2012	7,918	44,987	20,878	27,751	93,616
2013	7,877	45,524	20,892	27,461	93,877
2014	8,218	46,014	21,109	27,490	94,613
2015	8,295	46,020	21,304	27,816	95,140
2016	8,683	45,630	21,755	28,083	95,468
2017	8,555	45,186	21,815	28,575	95,576
2018	8,284	44,237	21,937	28,929	95,103
2019	8,056	43,554	21,530	29,150	94,234
2020	7,860	42,858	21,212	29,484	93,554
2021	7,077	41,039	20,017	29,259	90,315
2022	6,822	38,658	19,244	28,520	86,422
2023	7,095	37,966	18,990	27,880	84,836
Projected					
2024	7,661	37,619	18,790	27,170	83,579
2025	8,211	37,395	18,340	26,363	82,098
2026	8,643	37,356	17,708	25,860	80,924
2027	8,849	37,004	17,198	25,370	79,572
2028	9,096	36,847	16,681	25,020	78,548
2029	9,027	36,499	16,242	24,321	77,062
2030	8,561	35,330	15,870	23,579	74,779
2031	8,467	34,032	15,697	22,894	72,623
2032	8,425	32,970	15,511	22,192	70,673
2033	8,391	31,902	15,342	21,713	68,957
2034	8,388	30,946	15,089	21,361	67,396
2035	8,436	30,435	14,589	20,997	66,021
2036	8,433	30,419	13,677	20,792	64,888
2037	8,395	30,348	12,811	20,574	63,733
2038	8,341	30,303	12,322	19,891	62,516
2039	8,268	30,182	12,282	18,967	61,431
2040	8,131	30,031	12,200	18,042	60,273
2041	7,998	29,736	12,243	17,103	59,082
2042	7,938	29,425	12,238	16,600	58,263
2043	7,874	29,129	12,287	16,505	57,921
2044	7,859	28,869	12,217	16,502	57,588
2045	7,911	28,674	12,154	16,513	57,341

Source: CA DOF, Marin Economic Consulting